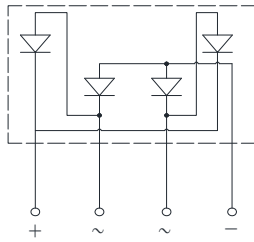



Bridge Rectifiers



Features

- UL recognition, file #E230084
- Glass passivated chip junction
- Thin single in-line package
- High surge current capability
- Solder dip 275 °C max. 7 s, per JESD 22-B106

Typical Applications

General purpose use in AC/DC bridge full wave rectification for switching power supply, home appliances, office equipment, industrial automation applications.

Mechanical Data

- **Package:** 4KBJ
Molding compound meets UL 94 V-0 flammability rating, RoHS-compliant
- **Terminals:** Tin plated leads, solderable per J-STD-002 and JESD22-B102
- **Polarity:** As marked on body

■ Maximum Ratings ($T_a=25^\circ\text{C}$ Unless otherwise specified)

PARAMETER	SYMBOL	UNIT	KBJ20005A	KBJ2001A	KBJ2002A	KBJ2004A	KBJ2006A	KBJ2008A	KBJ2010A
Device marking code			KBJ20005A	KBJ2001A	KBJ2002A	KBJ2004A	KBJ2006A	KBJ2008A	KBJ2010A
Maximum Repetitive Peak Reverse Voltage	V_{RRM}	V	50	100	200	400	600	800	1000
Maximum RMS Voltage	V_{RMS}	V	35	70	140	280	420	560	700
Maximum DC blocking Voltage	V_{DC}	V	50	100	200	400	600	800	1000
Average Rectified Output Current @60Hz sine wave, R-load	IO	A	With heatsink $T_c=120^\circ\text{C}$						
			Without heatsink $T_a=25^\circ\text{C}$						
Forward Surge Current (Non-repetitive) @60Hz Half-sine wave, 1 cycle, $T_j=25^\circ\text{C}$	IFSM	A	20						
Forward Surge Current (Non-repetitive) @1ms, square wave, 1 cycle, $T_j=25^\circ\text{C}$			2.4						
Current squared time @1ms $\leq t \leq 8.3$ ms $T_j=25^\circ\text{C}$, rating of per diode	I^2t	A^2S	300						
Storage temperature	T_{stg}	$^\circ\text{C}$	600						
Junction temperature	T_j	$^\circ\text{C}$	-55 ~ +150						
Dielectric strength @ Terminals to case, AC 1 minute	V_{dis}	KV	2						
Mounting torque @Recommend torque: 5kg·cm	Tor	kg·cm	8						

■ Electrical Characteristics ($T_a=25^\circ\text{C}$ Unless otherwise specified)

PARAMETER	SYMBOL	UNIT	TEST CONDITIONS	KBJ20005A	KBJ2001A	KBJ2002A	KBJ2004A	KBJ2006A	KBJ2008A	KBJ2010A
Maximum instantaneous forward voltage drop per diode	V_F	V	$I_{FM}=10\text{A}$	1.0						
Maximum DC reverse current at rated DC blocking voltage per diode	IR	μA	$T_j=25^\circ\text{C}$	5						
			$T_j=125^\circ\text{C}$	100						
Typical junction capacitance	C_j	pF	Measured at 1MHz and Applied Reverse Voltage of 4.0 V.D.C	95						



KBJ20005A THRU KBJ2010A

■ Thermal Characteristics (T_a=25°C Unless otherwise specified)

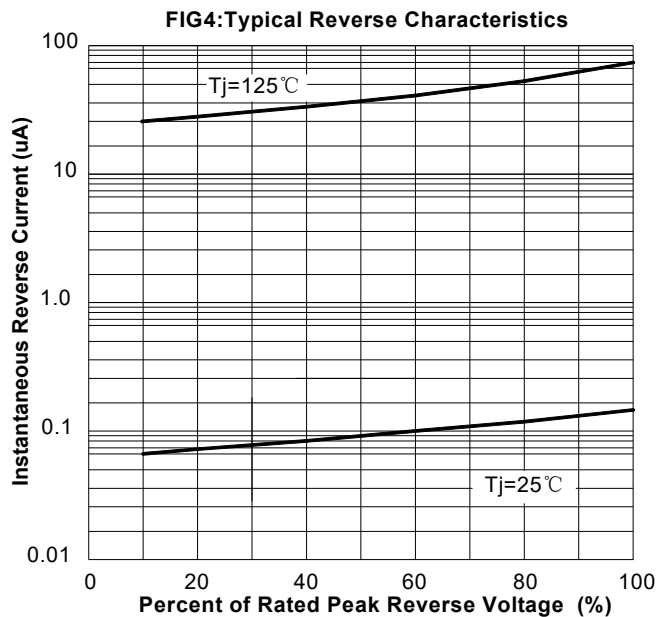
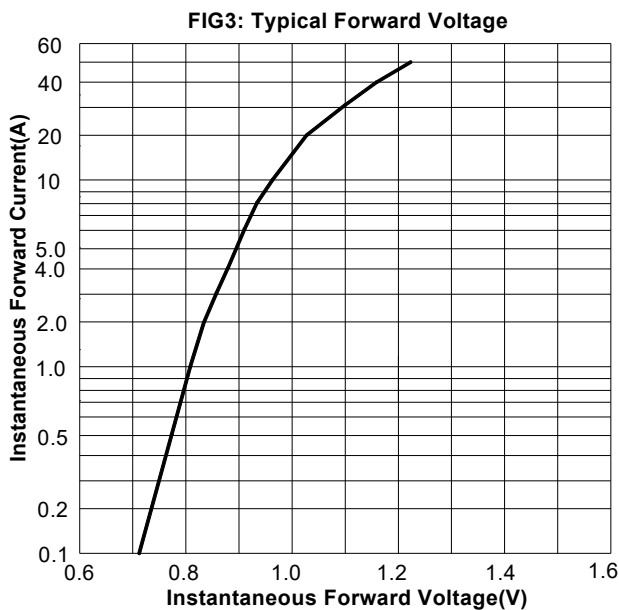
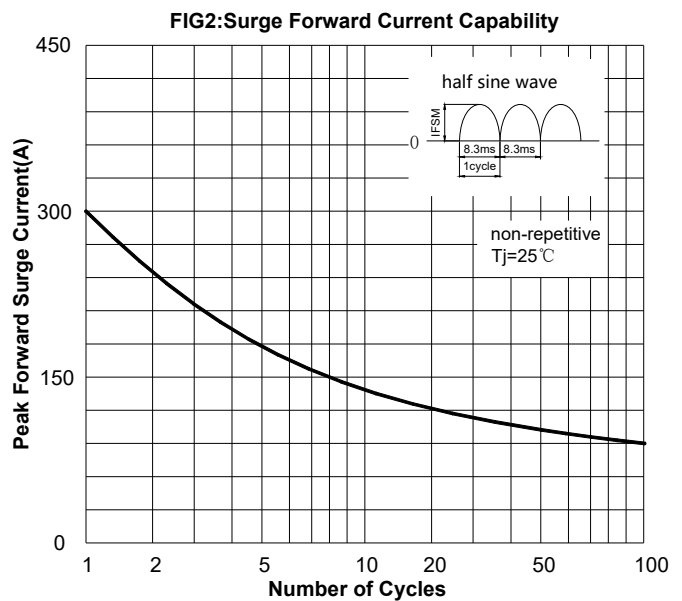
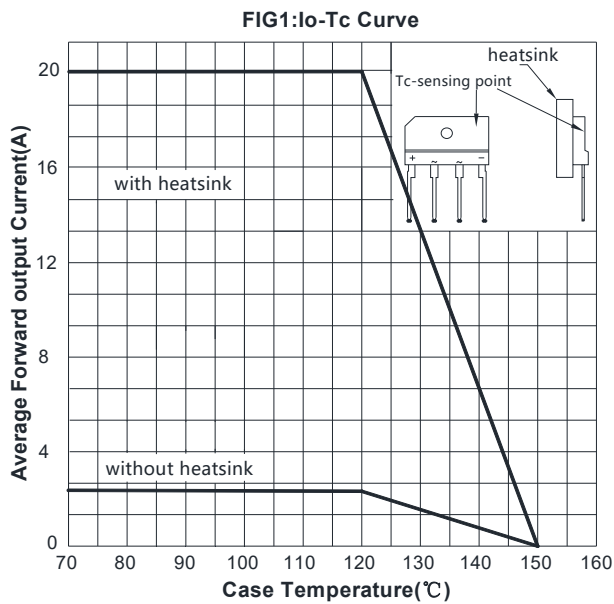
PARAMETER		SYMBOL	UNIT	KBJ20005A	KBJ2001A	KBJ2002A	KBJ2004A	KBJ2006A	KBJ2008A	KBJ2010A
Thermal Resistance	Between junction and ambient, Without heatsink	R _{θJ-A}	°C/W	18						
	Between junction and case, With heatsink	R _{θJ-C}		0.8						

Note: Device mounted on 75mm x 45mm x 5.5mm Aluminum Plate Heatsink.

■ Ordering Information (Example)

PREFERRED P/N	PACKAGE CODE	UNIT WEIGHT(g)	MINIMUM PACKAGE(pcs)	INNER BOX QUANTITY(pcs)	OUTER CARTON QUANTITY(pcs)	DELIVERY MODE
KBJ20005A ~ KBJ2010A	B1	Approximate 4.27	20	1000	2000	Tube

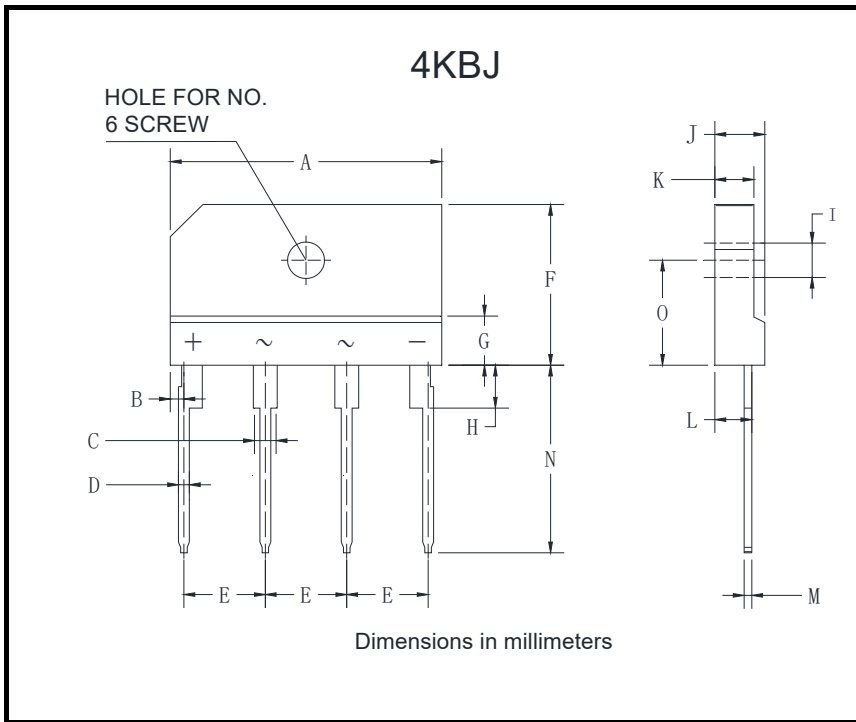
■ Characteristics(Typical)





KBJ20005A THRU KBJ2010A

■ Outline Dimensions



4KBJ		
Dim	Min	Max
A	24.7	25.3
B	1.05	1.45
C	1.7	2.1
D	0.9	1.1
E	7.3	7.7
F	14.7	15.3
G	3.8	4.2
H	3.3	3.7
I	3.1	3.4
J	4.4	4.8
K	3.4	3.8
L	3.2	3.4
M	0.6	0.8
N	17.0	18.0
O	9.5	10.1



Disclaimer

The information presented in this document is for reference only. Yangzhou Yangjie Electronic Technology Co., Ltd. reserves the right to make changes without notice for the specification of the products displayed herein to improve reliability, function or design or otherwise.

The product listed herein is designed to be used with ordinary electronic equipment or devices, and not designed to be used with equipment or devices which require high level of reliability and the malfunction of which would directly endanger human life (such as medical instruments, transportation equipment, aerospace machinery, nuclear-reactor controllers, fuel controllers and other safety devices), Yangjie or anyone on its behalf, assumes no responsibility or liability for any damages resulting from such improper use of sale.

This publication supersedes & replaces all information previously supplied. For additional information, please visit our website [http:// www.21yangjie.com](http://www.21yangjie.com) , or consult your nearest Yangjie's sales office for further assistance.